

Welcome to Year 12 Information Evening



Aims of the evening:

- To provide details and support for the upcoming mock exams
- To clarify expectations regarding work experience
- To understand the options available at the end of Year 13 and to introduce the UCAS process.

Preparing for the Mock Exams

Exams commence: June 17th

- Mock exam data helps to inform UCAS predicted grades
- Copies of the Master Timetable and revision planners are shared with you this evening
- Revision support:

<https://www.torbridge.net/summertasks>

Subject Assessment Plans

Assessment Plans

Revision Booklets

Revision & Past Papers

Preparing for the Mock Exams

- Weekly revision guide planner for students- who will complete this with their tutors
- Subject specific revision checklists for the mocks
- Teachers will spend lessons ahead of the mocks preparing students
- If students have completed BTEC exams then we get the results on August 15th

What Next?

What are the options available?

UCAS




Choices available



HIGHER
EDUCATION



APPRENTICESHIPS



STUDYING
ABROAD



GAP YEAR



GETTING A JOB

Register for the UCAS Hub to understand the options available and make choices that are right for you: ucas.com/hub

What's right?

There are a number of things to consider with your next step :

- something you enjoy – you are investing time and effort
- whether it's right for your career path – check with employers and professional organisations
- location – city or rural, transport links
- a study and assessment style that suits you
- environment including extracurricular, clubs, and societies
- finances



A group of diverse students sitting on a concrete bench outdoors. A young woman with long pink hair is smiling and looking towards a young man with a beard and a denim vest, who is also smiling and looking off to the side. They are holding books and a backpack. Other students are partially visible in the background.

University or college

What's right for you?

UCAS

Choosing the right place

- **Style** – from traditional, with a focus on subject-based courses and research, to modern universities/colleges, with a greater focus on vocational courses.
- **Location** – some are in large cities, others in small towns, by the coast or in the countryside – it's all a major influence on the environment and lifestyle.
- **Size** – larger universities can have more than 20,000 students, whereas some of the smallest have only a few thousand.
- **Culture and facilities** – influenced by a range of factors, including the diversity of students who attend.
- **What graduates do** – all universities collect destination statistics; it can be useful to find out what jobs or further study students go on to.
- **Tuition fees** – can vary between universities and colleges; check if there are scholarships or bursaries available.
- **Living costs** – accommodation, transport, and food can vary enormously.

Choosing the right course

- What does the course cover?
- Courses with the same title may be very different.
- Look carefully at the core course content, and the range of optional studies/modules available.
- Which modules are the most interesting and relevant to your career aspirations?
- See if the course or university/college offers any internship, placement, or study abroad opportunities.
- How is the course taught – structured teaching, or more independent research?
How many lectures are there, and how much group work will be done in seminars?
- How is the course assessed?

UCAS Hub

Your discovery tool

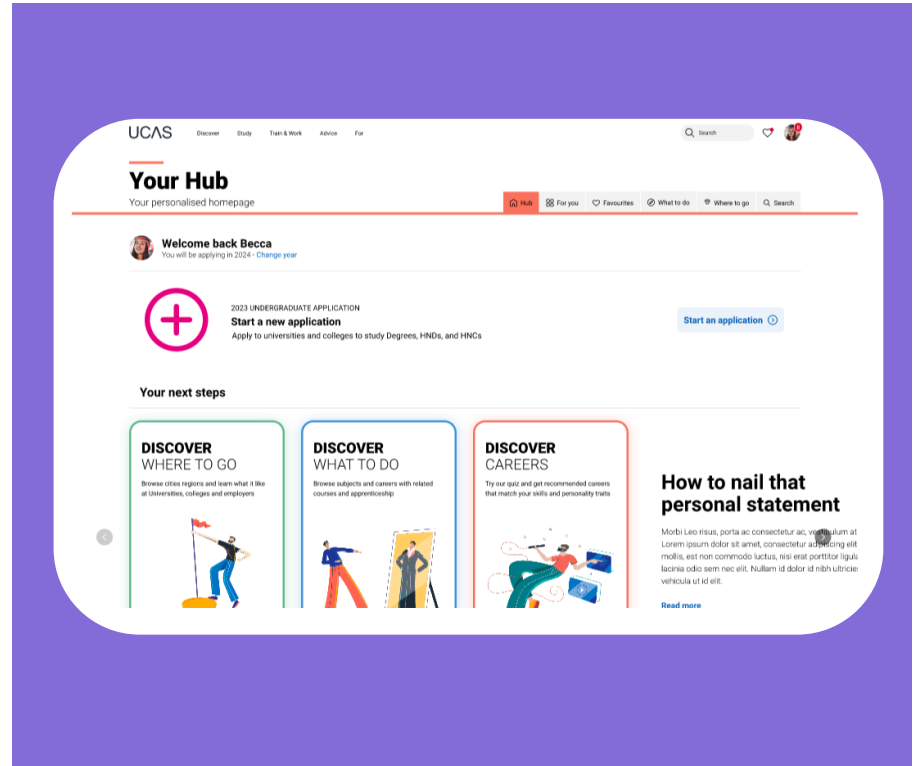
UCAS



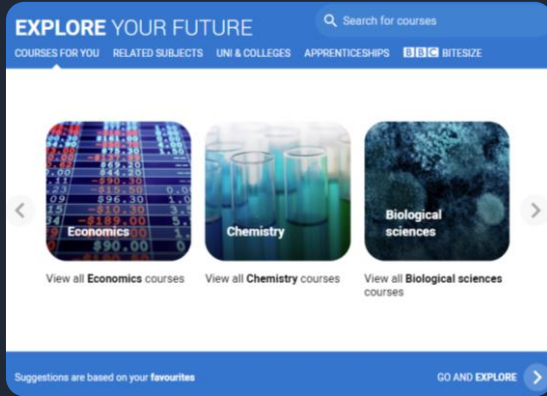
Starting your research

Register with the UCAS Hub to:

- explore careers, subjects, places, and apprenticeships
- find and favourite over 35,000 courses
- search for open days, events and virtual tours
- turn predicted grades into UCAS Tariff points
- speak to those in the know using [Unibuddy](#)
- speak to career, higher education, and application specialists by attending [Hub lives](#)
- take the [UCAS Quiz](#) to find your career matches
- start your application



Personalised tools to help

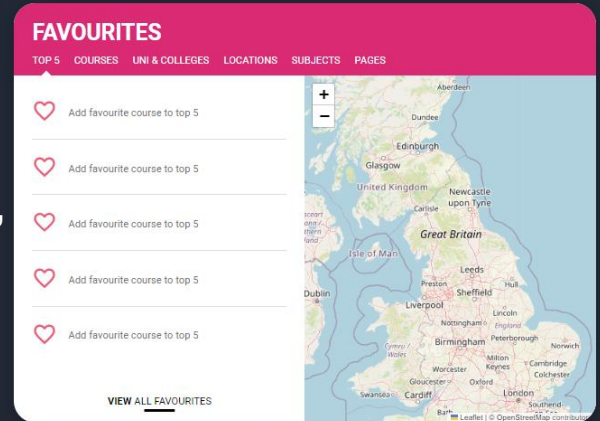


Explore your future

Discover what to do with subject, industry, and career guides; discover where to go with city, employer and accommodation information. Explore apprenticeships and course opportunities for you. Favourite as you go.

Your favourites

Search for courses, use to decide your top 5 choices, manage, keep those favourite information pages to hand. Manage and edit at any time.




Personalised tools to help

UCAS Quiz

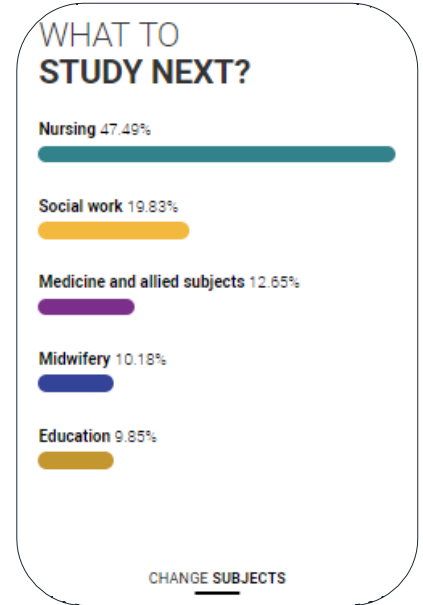
Find job and career ideas matched to your personality.

Plus a list of courses previous students studied in order to get there.



What to study next?

Broaden your horizons by exploring another subject area, that student's who did your qualification went on to study.



Our advice and events

UCAS Hub lives

Join our [live sessions](#) hosted by expert panels.

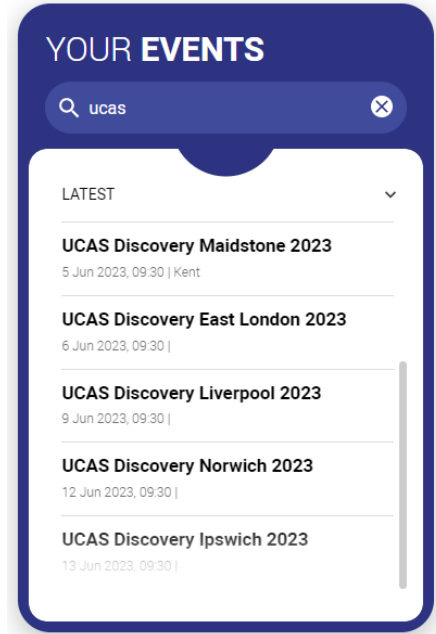
Ask questions to help you make an informed decision about the right path for you. University, apprenticeships or the world of work.



UCAS Discovery

Events and open days are presented based on your preferences.

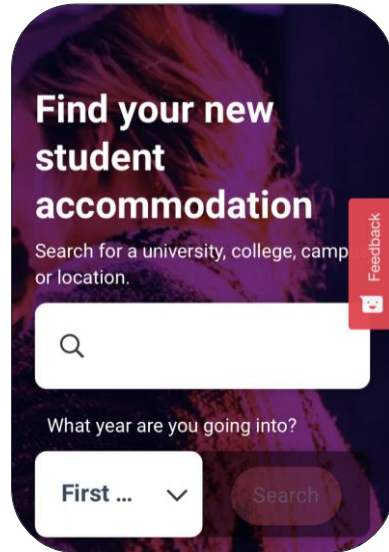
Register straight from the Hub for our UCAS Discovery 'The Big Q&A Tour', with exciting new zones covering all pathways.



What else do you need?


Accommodation

High on the list when considering where to study, but it's not always easy to compare what's on offer. Understand what options there are using our [accommodation search](#).



Personal Statement Builder

Designed to help you think about what to include, and how to lay it all out. It counts how many characters you've used, so it's easy to see when you're close to the 4,000 character limit.





Apprenticeships

What you need to know

www.ucas.com/apprenticeships

UCAS

The A – Z of apprenticeships

There are **over 600** possible apprenticeship 'standards' (training programmes) which exist. It's probably easier to name an industry that doesn't have an apprenticeship than to list all that do. Here are just a few

- Accounting and Taxation
- Architect
- Boat Builder
- Building Surveyors
- Civil Engineer
- Cyber Security Technician
- Data Analyst
- Doctor (from 2023)
- Early Years
- Ecologist
- Farrier
- Food Technologist
- Game Programmer
- Geospatial mapping
- Harbour Master
- Historic Environment Adviser
- Internal audit professional
- Intelligence analyst
- Journalist
- Junior 2D artist (visual effects)
- Knitted product manufacturing
- Laboratory scientist
- Licensed conveyor
- Midwife
- Marketing Manager
- Nuclear Scientist and Engineer
- Nursing
- Operational firefighter
- Orthodontic therapist
- Paralegal
- Physiotherapist
- Quality practitioner
- Rail engineer
- Research scientist
- Social worker
- Software Developer
- Teacher
- Town planning assistant
- Utilities engineering
- Veterinary nurse
- Vehicle damage assessor
- Water process technician
- Workplace pensions consultant
- Youth worker

www.apprenticeships.gov.uk/#

What am I doing now?

For example in England, Northern Ireland and Wales:



GCSE grade 9-4 is a **Level 2 qualification**



A level or T level is a **Level 3 qualification**

Did you know?

An apprenticeship offering a degree may also be called a Level 6 or Higher Apprenticeship

Apprenticeships work in levels too!

In England:

Level 2	Level 3	Level 4-7
Intermediate Apprenticeship	Advanced Apprenticeship	Higher Apprenticeship

In Wales:

Level 2	Level 3	Levels 4-7
Foundation Apprenticeship	Apprenticeship	Higher Apprenticeship

In Northern Ireland:

Level 2	Level 3	Level 4-7
Level 2 Apprenticeship	Level 3 Apprenticeship	Higher Apprenticeship

When can I apply?

- Not one deadline
- Advertised throughout the year
- Larger organisations with multiple application processes may recruit earlier than smaller local organisations
- Higher apprenticeships with a Sep/Oct start tend to recruit in the previous academic year

www.ucas.com/apprenticeships

UCAS



How can I apply?

- Applications are made directly through the company or the education provider.
- There is no limit on the number of applications you can make.
- The application process might vary across vacancies, you could be asked for:
 - CV and Covering Letter
 - Application Form
 - In App/Site application
- You can apply for universities and apprenticeships at the same time!




UCAS Exploring Apprenticeships

From UCAS Hub you can easily explore apprenticeships; learn more information and see a live selection of apprenticeship vacancies.


Set alerts to stay up to date.

APPRENTICESHIP OPPORTUNITIES

Software Developer Degree Apprenticeship, Ware UK, 2023 

Ware, Hertfordshire
A competitive starting base salary of £18,000 per year, which increases after year 1

[Apply for this job](#)

R&D Laboratory IT (Digital & Tech) Degree Apprenticeship, Stevenage, 2023 

Stevenage, Hertfordshire
A competitive starting base salary of £18,000 per

[FIND MORE](#)

Found 504 jobs

Browse Search

Keywords

Location

Within 5 miles

Nationwide
 Homeworking

► Specialism

► Sector

▼ Role Type 2 selected

Apprenticeship
 Other work and training

► Start Date

Get new jobs for this search by email


[Create alert](#)

TOP JOB

Radio Access Optimisation Apprentice (Virgin Media)

- Leeds, Hammersmith, Runcorn, Wythenshawe
- £23,000
- Estio Training


Level 3 Radio Network Technician About the company: We're Virgin Media O2 and we're here to upgrade the UK. Virgin Media O2 combine...

 10 days ago [Save](#)

Software Developer Degree Apprenticeship, Ware UK, 2023

- Ware, Hertfordshire
- A competitive starting base salary of £18,000 per year, which increases after year 1
- GSK

Join GSK's R&D (Research and Development) Apprenticeship Programme – Ware UK, 2023: Help us get ahead of disease together

 4 days ago [Save](#)

UCAS Applications

How to apply

UCAS



Completing the UCAS application



Student registers for a UCAS Hub account to carry out research and start application



Student completes all sections of the application and sends it to their



Teacher or adviser reviews the application and adds reference and predicted grades

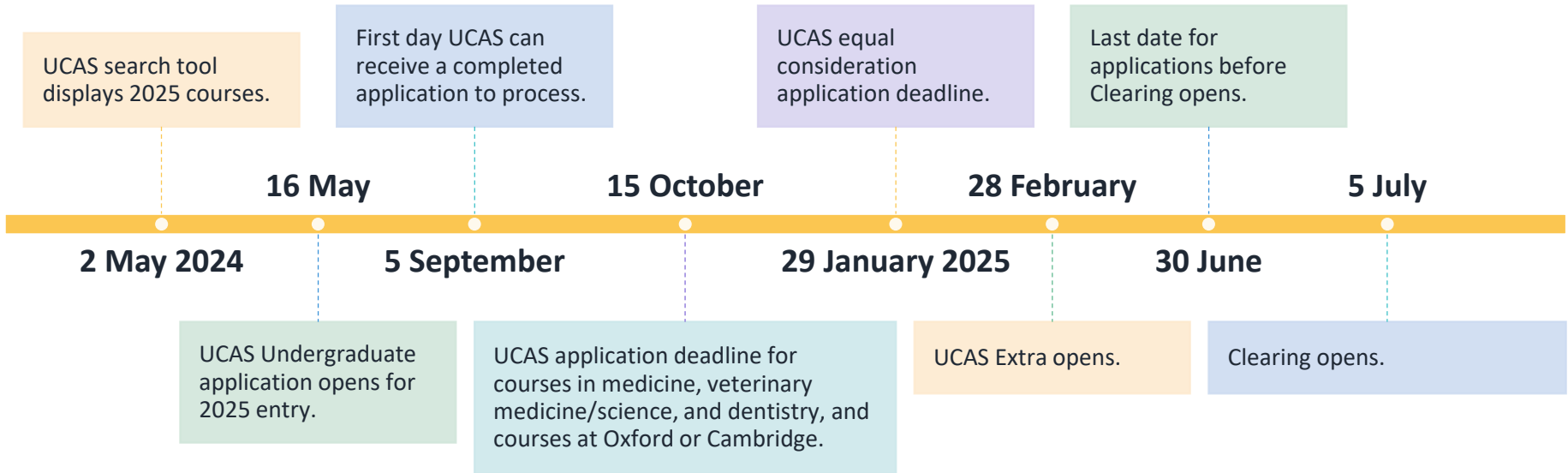


Applications are sent to UCAS by the school or college on behalf of the student



Universities and colleges make their decisions on the application

When to apply for 2024 entry

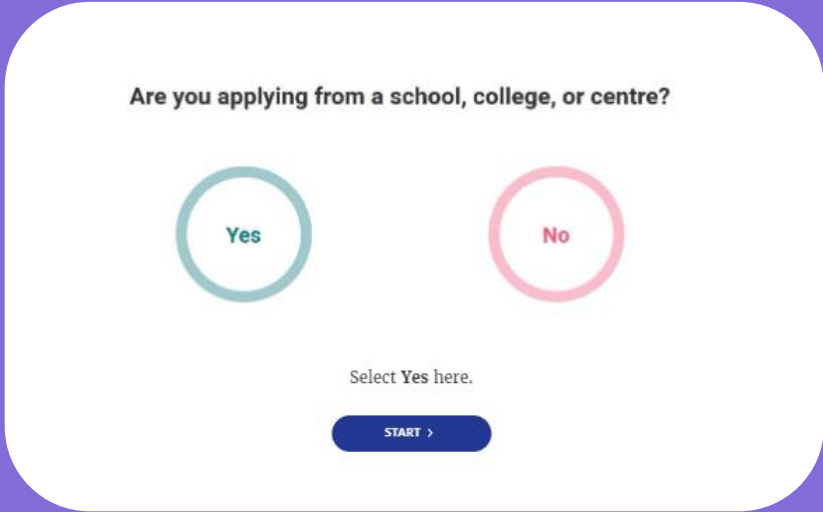


Key facts

- To start an application you need to register with **ucas.com**, you can register at any time.
- From **16 May 2024** you'll be able to start an application.
- Universities and colleges **can't see** your other choices when you apply.
- Apply by the **equal consideration date**.
- You have up to **five choices**, unless applying to study medicine, veterinary, medicine/science, dentistry – then it's **four choices**.
- You **can't apply to BOTH** Oxford and Cambridge.
- Applying **costs** £27.50- if your child is FSM then the application is free.

Linking to a school

- If you're applying with the help of a school, college or centre you should enter their '**buzzword**' to link your application to them.
- The buzzword is a unique code set by your school, college or centre. Ours is Cade2025
- By linking your application you're giving your school, college or centre permission to view and track your application.
- It also means they'll provide you with a reference, and send your application to UCAS on your behalf.



Are you applying from a school, college, or centre?

Yes No

Select Yes here.

START >

Application

Profile:

- Personal details
- Contact and residency details
- Nationality details
- Supporting information
- English language skills
- Finance and funding
- Diversity and inclusion*
- More about you

* (for students with a UK home address)

The screenshot displays a 'Profile' section with the following details:

- Personal details >** Name, age, title, and gender. Status: Section complete (green bar).
- Contact & residency details >** Address, email, telephone, and where you live. Status: Start this section (blue bar).
- Nationality details >** Country and nationality details. Status: Start this section (blue bar).
- Supporting information >** Status: Section in progress (blue bar).
- English language skills >** Is English your first language? Status: Start this section (blue bar).
- Finance & funding >** Tell us how you'll fund your study. Status: Section in progress (blue bar).
- Diversity & inclusion >** Only shared with a provider once you have a place or your application is archived. Status: Start this section (blue bar).
- More about you >** Tell us about any circumstances that you might need support for during your studies. Status: Start this section (blue bar).

Application

Experiences:

- Education
- Employment
- Extra activities*

- Personal statement
- Reference**
- Add choices – up to five

*(for students with a UK home address)

** (not visible for students linked to their school/college)

The screenshot displays the UCAS application interface on a yellow background. It features a dark blue rounded rectangle containing two main sections: 'Experience' and 'Personal Statement'. The 'Experience' section is divided into three sub-sections: 'Education >' (with a blue bar and 'Section in progress' status), 'Employment >' (with a green bar and 'Section complete' status), and 'Extra activities >' (with a white bar and 'Start this section' button). The 'Personal Statement' section has a white bar and a 'Start this section' button. Each sub-section includes a brief description of the content.

Experience

- Education >**
Your qualifications and periods of study
Section in progress
- Employment >**
Employment, paid or unpaid, or volunteer work
Section complete
- Extra activities >**
Activities you have attended in preparation for higher education
Start this section

Personal Statement

- Personal statement >**
Why do you want to study this subject?
Start this section

The personal statement



The only section you have full control over



Your only chance to market yourself as an individual



The same for all of your choices



A maximum of 4,000 characters, or 47 lines



A minimum of 1,000 characters



There isn't a spelling or grammar check



No formatting allowed

UCAS' similarity detection service:
every personal statement is run through software to check for plagiarism.

Start early

Include:

- academic achievements, past and present
- interest in the course area
- knowledge of the subject area
- enthusiasm to go beyond the syllabus
- details of independent study skills



Consider...

Universities and colleges will consider:

- Have you chosen the course for the right reasons?
- Can you achieve in a new learning environment?
- Do you have a range of interests and aptitudes?
- Do you have a depth of interest in the subject?
- Have you studied independently?
- Do you appear motivated and committed?
- Do you have good numeracy and literacy skills?



PERSONAL STATEMENT BUILDER

4000 characters of 4000 remaining



[View personal statement guides](#)

[CONTINUE WRITING](#)

PERSONAL STATEMENT BUILDER ⓘ

4000 characters of 4000 remaining

▼ [Writing about the course](#)

Why are you applying for your chosen course(s)?

Write your text here...

Why does the subject interest you?

Write your text here...

Why do you think you're suitable for the course(s)?

Write your text here...

Do your current or previous studies relate to the course(s) that you have chosen?

Write your text here...

- › Skills and achievements
- › Work experience and future plans

[Preview](#) [Save & close](#)

PERSONAL STATEMENT GUIDES

Help write your personal statement with a guide tailored to the subject you wish to study.

[Explore](#) [Uni & colleges](#) [For you](#) [Favourites](#) [Search](#)



What to include in your environmental science personal statement



What to include in your biology personal statement



What to include in your business management personal statement

Decisions

Universities and colleges will review the:



personal statement



qualifications



reference

They may also ask for:



admissions test



interview



portfolio/audition

Tracking your application



2023 UNDERGRADUATE APPLICATION

Waiting for decisions

Universities or colleges are considering your application.

Providers have until dd-mm-yyyy to respond to your choices.



2023 UNDERGRADUATE APPLICATION

All decisions received

You've received a decision from all of your choices. You can now reply to your offers at any time.

Reply by dd-mm-yyyy



2023 UNDERGRADUATE APPLICATION

Waiting for confirmation

You're waiting for confirmation of your choices. If you meet the offer conditions, the university/college will confirm your place. Send them your results if requested.

Follow your application 24/7:

- see your choices
- keep personal information up to date
- view and reply to your offers

You'll receive one of three decisions from your choices:

- unconditional offer
- conditional offer
- unsuccessful

Replies to offers

Once you have decisions on all your choices, you can choose two:

- One as a 'firm' acceptance – your first choice.
- The other as an 'insurance' acceptance. This acts as a back-up if you do not get into your 'firm' choice.

Any remaining offers must be declined.

Once all your decisions and replies have been made, if you are not holding an offer, you may be able to use Extra or Clearing to find available places.



Other options

Extra (28 Feb – 4 Jul)

- Used all five choices and had no offers.
- Add Extra choices for consideration one at a time.

Clearing (5 Jul – Oct)

- Apply after 30 June, receive no offers, decline all offers, not met conditions.
- Find vacancies from 5 July and add a Clearing choice to your application.



What can students be doing now?

- research, research, research
- attend open days and events
- extracurricular and super curricular activities
- work experience
- volunteering
- independent learning outside the curriculum



Keeping you informed



www.ucas.com/parents



[Sign up](#) for the UCAS
parents newsletter



Read the UCAS [guides](#) just
for you.

Our support

UCAS Customer Experience Centre:

0371 468 0 468

From outside the UK:

+44 330 3330 230

Monday to Friday

08:30 – 18:00 (UK time)



@ucas_online



@ucas_online



@ucas_online



@ucas



@UCASonline

Admissions tests

Some universities require admissions tests which need to be completed across August and September

- Law students may be required to take the LNAT
- Oxbridge Applicants need to take the Oxbridge specific admissions tests
- Medicine applicants need to take the UCAT
- Students who want to be primary school teachers need to have completed 4 weeks work experience in a primary school

Work Experience Week

(8th – 12th July 2024)



WHEN IS IT?



8th – 12th July 2024
Monday - Friday

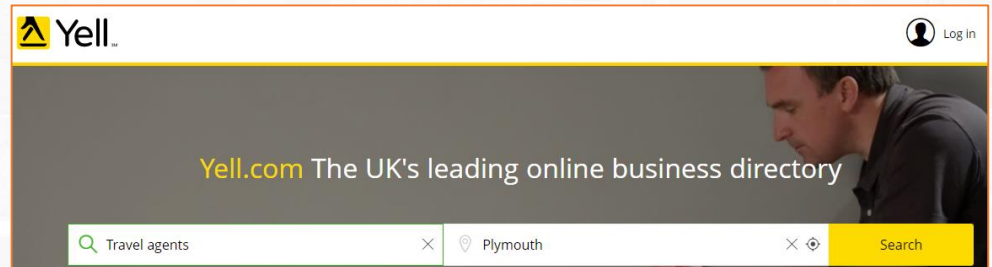

WHAT IS IT?

Students spend an entire week with a company, learning particular job role/s



SUPPORTING YOUR CHILD TO FIND A PLACEMENT..

- 1) Think of a sector/s that they're interested in
- 2) Google / research companies i.e. 'Primary schools in Plympton'
- 3) Look at their website – does it look like somewhere they would want a placement?
- 4) Find Contact details and call / email



SUPPORTING YOUR CHILD TO FIND A PLACEMENT..

- Get them speaking to friends and family members...
- Lots of students go on placement with people they know
- Tutors will also be able to support your child if they are struggling



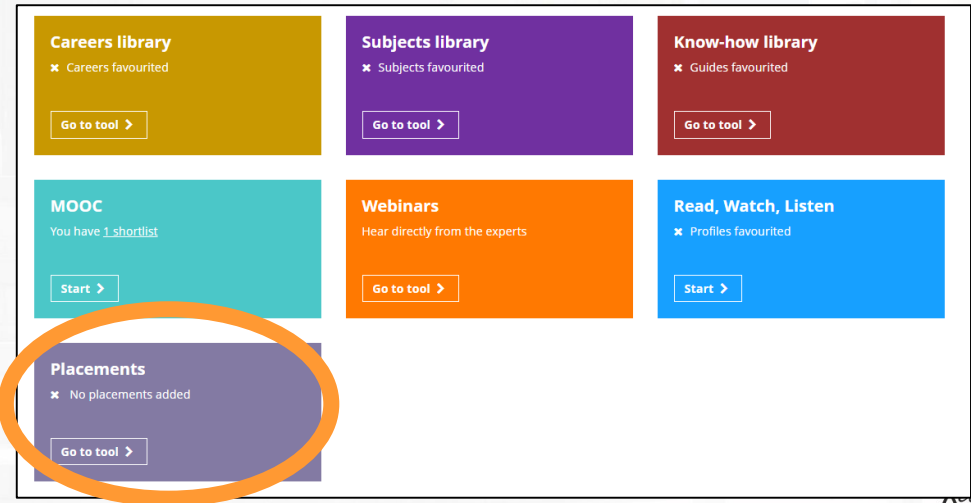
IF YOUR CHILD IS STRUGGLING TO FIND A PLACEMENT...

- Many competitive placements (Law / Architecture / Healthcare) are now filled up and they need to have a back-up plan in place
- Re-think their options
- Broaden their ideas... think about other careers or sectors that they may be interested in
- ANY placement will help in developing their employability skills, even if it isn't in their desired area
- Students may have a placement outside of work experience week, where possible try to find a second placement

NEXT STEPS...

- Once your child has spoken with an employer a placement has been agreed...
- Log into Unifrog (type 'Unifrog into Google' and find the Placements tool)

(If they've forgotten your Unifrog password, click the 'Reset password' button on the home screen. It will send you a reset email to your school email address)



NEXT STEPS...



0 placements added so far

Only add a placement **after** you've been in contact with the employer and they have agreed to host you.

[+ Add new placement](#)

Important:

- Do not fill in this form unless it has been agreed with the employer
- Students will NOT be able to go out on placement if these forms are not filled in

Click on 'Add new placement' and work their way through the form... a detailed step-by-step guide has been sent home.

There is a form for your child to fill in, the **employer** to fill in and for you as **parents / carers** to sign off.

Once you have completed your form, there is no further action needed.

DEADLINE FOR FINDING A PLACEMENT

The deadline for logging a work experience placement on Unifrog is **Friday 24th May 2024.**

Essential risk assessments and checks need to be completed in order for students to go out on placement which take some time.



If students have not logged a work experience placement on Unifrog by Friday 7th June, they **may not** be able to go out on placement.

FOR THOSE WHO HAVE ALREADY LOGGED THEIR PLACEMENT..

- Students need to log into Unifrog and look at the employer form

Added 26 January 24
Scheduled for: **08 July 24 - 12 July 24** Type: **In person**

[Comment +](#) [Delete](#) [Download PDF](#) [Convert to interaction >](#)

① **Student initial form** Completed on 26 January 2024 [more v](#)

② **Employer initial form** Completed on 25 April 2024 **Insurance expiry!** [more ^](#)

Employer placement lead [REDACTED]

Employer [REDACTED] schools, 16-50 employees

Has your organisation hosted a placement before? Yes

What languages do students need to be able to speak? English

Overview of the placement Please aim to work between 9am and 3pm each day. We recommend wearing comfortable clothing, no jeans, such as leggings and a sweatshirt. Please be prepared to work outside in all weathers and bring appropriate clothing such as a warm or rain proof coat and practical footwear.

EXPECTATIONS & ATTENDANCE DURING WEX WEEK

- For safeguarding purposes, both the employer and the school need to be told if your child is not well enough to attend their placement – please update each day
- You can find the employer contact details on Unifrog
- During work experience week, students are held to the same behaviour expectations as employees and if this is not up to standard, employers are instructed to contact the school and the students will complete the on site tasks for the rest of the week

Moving into Year 13

- Study time
- Punctuality
- Attendance
- Interviews and applications
- Extra curricula engagement